

# Panasonic



## AIRCONDITIONING DIVISION

### NON INVERTER SINGLE SPLITWALL- MOUNTED DELUX

**Refrigerant: R22**






#### Heating & Cooling

	CS-A9JKD	9000
	CS-A12JKD	12000



#### Heating & Cooling

	CS-A18JKD	18000
	CS-A24JKD	24000
	CS-A28JKD	28000



A9JKD/A12JKD




A18JKD





A24JKD/A28JKD

### INVERTER SINGLE SPLITWALL- MOUNTED DELUX

**Refrigerant: R22**





#### Heating & Cooling

	CS-XE9JKDW	9000
	CS-XE12JKDW	12000



#### Heating & Cooling

	CS-XE18JKDW	18000
	CS-XE24JKDW	24000



CU-XE9JKD/XE12JKD



CU-XE18JKD




CU-XE24JKD



### INVERTER SPLITWALL- MOUNTED STANDARD

## SPLIT WALL-MOUNTED STANDARD

Refrigerant: R22





### Heating & Cooling

	CS-RE9JKE	9000
	CS-RE12JKE	12000



### Heating & Cooling

	CS-RE18JKE	18000
	CS-RE24JKE	24000



CU-RE9JKD/RE12JKD



CU-RE18JKD







CU-RE24JKD


## CASSETTE

Refrigerant: R22



### Heating & Cooling

	PAN-CASS18/1	17100
	PAN-CASS28/1	24900
	PAN-CASS34/1 OR /3	34100
	PAN-CASS50/3	46000






## HIDE-AWAY

Refrigerant: R22

**Refrigerant: R22**



**Heating & Cooling**




	PAN-DCT28/1	24900
	PAN-DCT34/1OR /3	34100
	PAN-DCT50/3	46000


**UNDERCEILING**

**Refrigerant: R22**



**Heating & Cooling**

	PAN-UCEL28/1	24900
	PAN-UCEL34/1 OR /3	34100
	PAN-UCEL50/3	46000








**NASHUA**  
**AIRCONDITIONING**

**SINGLE SPLITWALL- MOUNTED**

**Refrigerant: R22**



**Heating & Cooling**

	NSH-09RQ	9000
	NSH-12RQ	12000
	NSH-18RQ	18000
	NSH-24RQ	24000
	NSH-30RQ	30000

